for a greener tomorrow

Quality in Mot'on

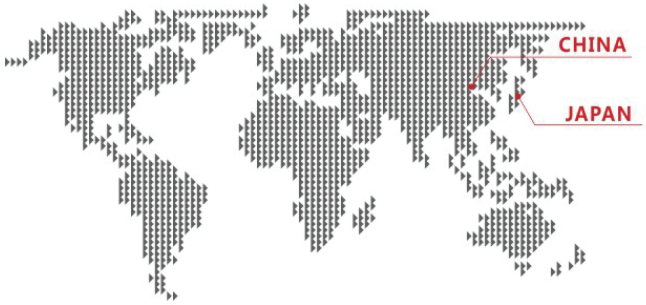

AOYAMA ELEVATOR GLOBAL LTD.

The printed products are for reference only. The Company reserves the right to change product design and specifications. The printed matter contained information on the suitability of the products are extremely special purpose, merchantability, quality or any procurement terms of the agreement is not long enough to guarantee or commitment of any kind, express or implied.

AOME/PLAN T/I 5325915822

AOYAMA

AOYAMA ELEVATOR GLOBAL LTD.

ELEVATOR

Designed to
EUROPEAN STANDARDS

The Best elevator from Japan

Excellent quality Serve the world

Intelligent transportation Solutions expert

History

Established in Nagoya since 1966
The most professional elevator supplier in Japan
50 years of elevator design, manufacturing, installation, maintenance experience.
Since now, AOYAMA ELEVATOR is about to serve the people of the whole world.

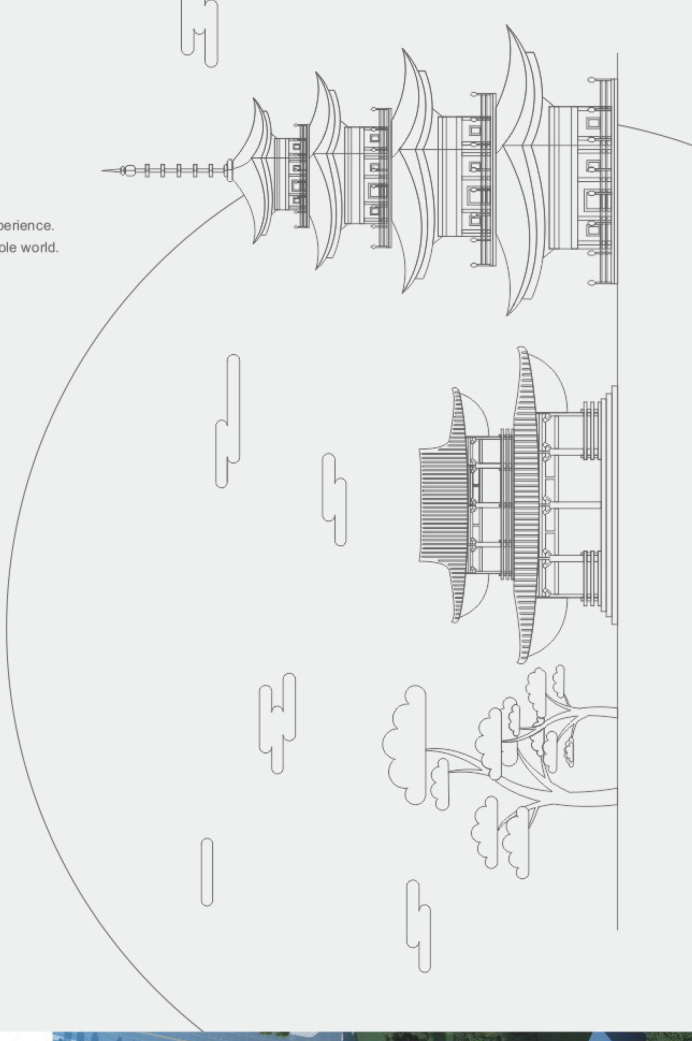

Enterprise introduction

Every year is a safe year.
Every day is a comfortable day.
ELEVATORS are made by man.
No matter what you do,
AOYAMA ELEVATOR always sticks to a basic principle:
Security and Comfort.
Now it is, and it will always be, and always will be.

AOYAMA ELEVATOR GLOBAL LTD. is a professional elevator company who designs and manufactures complete elevators, escalators and moving walks, as well as elevator parts. The company covers a land area of over 80,000 square meters with more than 35,000 square meters of factory houses and 15,000 square meters of office area. Currently, more than 300 employees work for AOYAMA ELEVATOR, which includes 82 engineering technicians.

From design to manufacture, from installation to maintenance, AOYAMA ELEVATOR endeavor to satisfy the clients' individual requirements. Our world-wide service networks, well-trained engineering staff provides the customers with perfect services according to fixed work standard wholeheartedly. AOYAMA ELEVATOR have formulated and implemented a set of strict installation management process and operation rules to ensure our customers rest at ease.

Aoyama elevator policy

青山のエレベーターの政策

現代の暮らしに欠くことのできないエレベーター。その“安全”を守ることを使命に、エレベーターは日夜活動しています。

ボタンひとつで操縦できるタテの交通機関のエレベーター。それはその裏で、精密かつ複雑な制御が働いていることの証しです。

心に秘めた固い決意。フェアかつ強力な実行力。不測の事態を予測し、突発的なトラブルに迅速に対応する・・・・私たちは設立当初の気持ちを忘れることなく、３つのポリシーを心にきざみ、最善を尽くしています。

FAIR
フェア
もっと公正に、さらに適正に。

COST
コスト
高い品質を、どこよりも安く。

HEART
ハート
顔の見えるスタッフが親密に。

To create the future of peace, to solve the case.

ELEVATOR is indispensable to modern life. To protect the "safety" mission, working day and night.

Transport of vertical elevator with one button can control. It is in the precise and complex operation of the control card.

Determination of potential. A strong and fair execution. Prediction of unforeseen circumstances, the sudden trouble to respond quickly and we can forget the feeling of the three policy in every heart, and do my best.

Core Technology

AOYAMA ELEVATOR focuses on three Japanese core systems that are essential for the reliable of elevator and escalators: Traction system, control system and door operating system.

Having inherited Japanese advanced manufacturing technology and uniformed devises, together with best skills and rigorous and careful working style, ensures the outstanding quality of our products.



Improve transmission efficiency
25%-35%

Noise reduction
5-10db

Gearless traction machine -YASKAWA

We choose rare earth material and fully combine coaxial transmission technology and digital variable frequency technology with group computer combined control technology. With less running cost & less energy dissipated. Compared with the ordinary and traditional technology, gearless traction machine can save more than 46% of the energy. Gearless traction machine needs no renewal of lubricant. Without grease pollution, low noise, quiet & natural.

Japanese Digital Inverter Technology -YASKAWA

Advanced vector conversion technology, according to human body riding comfort, it will take real-time speed adjustment.

Advanced high-speed digital signal processing system can increase the sensitivity of the speed control of the traction machine which will minimize the elevator vibration. The newest low-noise control technology can make the elevator operates quietly and steadily.

Panasonic Variable Frequency

Panasonic variable frequency door machine can freely adjust door opening/closing speed. It is equipped with self-study function. It internally sets the optimized running curve with the convenient adjustment. It owns the excellent closed loop control, instant control to the running speed and position, traditional travel switch software.

Small machine room passenger elevator

In order to save the building space, extend the larger space utilization tate of the construction, bring about the more sensitive and reliable running, the more graceful and attractive building, Small machine room passenger elevator applies the compact and concentrative permanent magnet synchronous and gearless traction macheine and specially-designed control cabinet. There machine room has same area as that of the well.



Intelligent Control System

Ensuring the intelligent elevator operation in the guarantee of security, comfortable experience.

High Performance Gearless Traction Machine

Using non mechanical transmission design of high efficiency permanent magnet synchronous, low noise, vibration small, compact, energy-saving up to 40%.

Door Protection

Waterproof grade IP 65 light curtain protection system, more than 154 light beams ensure the safety of passengers.

Comfortable Riding

Frame type car enclosure protection, secures leveling stability, adding more safety. Using inner car height 2.5m, with LED natural lighting, more optional decoration suits for VIP.

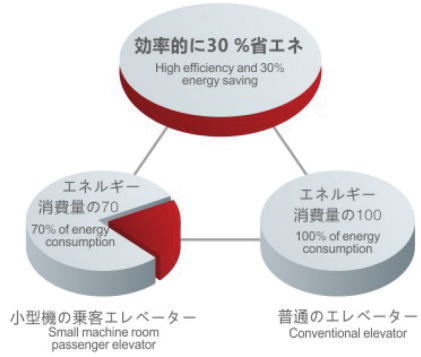

無機房の乗客エレベーター

Machine roomless passenger elevator

Machine roomless elevator incorporates the idea of environmental protection and energy saving, saving, saves building areas and raises design freedom, embodying fully green humanistic ideas. Compared with toothed gear elevators of the same weight, it saves 25% electricity and 10% building area. Elevator breaks the requirements for traditional elevators to be equipped with a machine room and provides infinite possibility to create in a limited space in modern buildings.

無機房のエレベーターの製品は環境保護の理念に精通して、省エネルギーの消費量が減少して、建築面積を節約して、設計の自由度を高めて、十分に緑色の人文の理念を体現することができます。同じ重さのレベルのある歯車エレベーターと比べて、節電は30%になり、建面の10%を節約し、エレベーターは伝統エレベーターを突破して、機関部屋の要求を設定しなければならない。



Space Saving

Can be flexibly applied to different types of buildings. Your building will have more stylish changes in the architectural appearance, the removal of the traditional machine room can also bring huge cost savings.

Advanced Traction Machine

Its ultra small and ultra light appearance design is applicable for machine room-less elevator shaft, and the new brake device and noise reduction processing can further minimize noise of the elevator.

Control System

Machine room-less control system can carry on the data processing more efficiently and easily meet the strict requirements for precision control and group control management.

カスタマイズされたデザイン Customized Design

AOYAMA ELEVATOR apply different ceiling, wall and floor flexibly in the car decoration. Combined with fine technique and elaborate process, we can provide hundreds of designs and great spatial experience for you.

AC 01

Standard Decoration

Ceiling —— Hairline stainless steel , LED
Side wall —— Hairline stainless steel
Rear wall —— Hairline stainless steel
Front wall —— Hairline stainless steel
Floor —— PVC AF03
Handrail —— Hairline stainless steel Hr02

AC 00

Economic type Decoration

Ceiling —— Painted steel , LED
Side wall —— Painted steel
Rear wall —— Painted steel
Front wall —— Painted steel
Floor —— PVC AF01
Handrail —— -

Note: pictures have been drawn by computer. It might be slightly different from actual colors. Please take real product as criterion.

カスタマイズされたデザイン Customized Design

COP 01
Standard

COP

Standard

Indicator —— 7-inch black LCD
Panel —— Hairline Stainless steel
button —— Square button, white light

Blue Screen

Red dot matrix

7 inch LCD

10.4 inch LCD

HOP

Free Collection

HOP 11

HOP 12

Disabled COP 81

HOP 81

Operation Panel

COP 22

HOP 23

COP 24

HOP 24

COP 25

COP 26

Hall Lantern



HL 01

HL 02



HL 03



HL 04

HL 05

HL 06

HOP 91

HOP 92

HOP 93

HOP 94

Note: pictures have been drawn by computer. It might be slightly different from actual colors. Please take real product as criterion.

Decoration Design

Landing door
series

AD 01 AD 02 AD 03 AD 04 AD 05

Ceiling
series

CL 01 CL 02 CL 03 CL 04

CL 05 CL 06 CL 07 CL 08

Note: pictures have been drawn by computer. It might be slightly different from actual colors. Please take real product as criterion.

Handrail
series

HR 01
Material: Mirror Stainless Steel tube

HR 02
Material: Circle drawing Stainless Steel tube

HR 03
Material: Mirror Stainless Steel plated in titanium gold tube

HR 04
Material: Long hairline Stainless Steel

HR 05
Material: Mirror Stainless Steel plated in titanium gold tube+wood tube

HR 06
Material: Red bronze+wood tube

HR 07
Material: Circle drawing Stainless Steel tube

HR 08
Material: Red bronze+wood tube

HR 09
Material: mirror stainless steel + wood pipe

Floor
series

AF 01

AF 02



AF 03

AF 04

AF 05

AF 06



AF 07

AF 08

AF 09

Cabin Design
Japanese Office Elevator Style



AC 11

Ceiling —— Mirror Stainless Steel roof+acrylic+LED
Side Wall —— Mirror Stainless Steel+hairline Stainless Steel
Rear Wall —— Etching+Hairline Stainless Steel
Handrail —— HR01 Circle drawing stainless steel tube
Floor —— Parquet PVC

AC 12

Ceiling —— Spray steel frame+acrylic+LED
Side Wall —— Mirror Stainless Steel etching plated in black titanium
Rear Wall —— Mirror Stainless Steel etching plated in black titanium
Floor —— parquet PVC

AC 13

Ceiling —— Matte Stainless Steel+mirror stainless steel+LED
Side Wall —— Baking finish glass+hairline Stainless Stee
Rear Wall —— Baking finish glass+hairline Stainless Steel
Handrail —— Hairline stainless steel flat handrail
Floor —— parquet stone



AC 14

Ceiling —— Hair brown Stainless Steel+translucent stone+LED
Side Wall —— Mirror Stainless Steel in black titanium+cellular marble
Rear Wall —— Hair brown Stainless Steel
Handrail —— Circle brown stainless steel tube
Floor —— Mono-stone

Note: pictures have been drawn by computer. It might be slightly different from actual colors. Please take real product as criterion.

Cabin Design
Japanese Office Elevator Style

AC 15

Ceiling —— Mirror Stainless Steel roof+acrylic+LED
Side Wall —— Mirror Stainless Steel etching plated in black titanium
Rear Wall —— Mirror Stainless Steel etching plated in black titanium
Handrail —— HR01 Circle drawing stainless steel tube
Floor —— Parquet PVC



AC 16

Ceiling —— Matte Stainless Steel+LED
Side Wall —— Mirror stainless steel etching+hairline Stainless Steel
Rear Wall —— Baking finish glass+hairline Stainless Steel
Handrail —— HR02 Circle stainless steel
Floor —— Parquet PVC

AC 17

Ceiling —— Matte Stainless Steel+mirror stainless steel+LED
Side Wall —— Mirror Stainless Steel plated in black titanium
Rear Wall —— Mirror Stainless Steel plated in black titanium
Handrail —— Hairline stainless steel flat handrail
Floor —— parquet stone



AC 18

Ceiling —— Baking varnish steel plate + acrylic lighting
Side Wall —— Mirror stainless steel titanium etching+ sandblasting
Rear Wall —— Mirror stainless steel titanium etching+ sandblasting
Handrail —— Titanium plating gold in mirror stainless steel tube
Floor —— Marble spelling

Cabin Design
Japanese Hotel Elevator Style

AC 21

Ceiling —— Mirror Stainless Steel roof+acrylic+LED
Side Wall —— Mirror Etching Stainless Steel+Mirror STST
Rear Wall —— Mirror Etching Stainless Steel+Mirror STST
Handrail —— HR01 Circle drawing stainless steel tube
Floor —— parquet stone

AC 22

Ceiling —— Titanium Gold Stainless Steel roof+acrylic+LED
Side Wall —— Titanium Gold Hairline Stainless Steel+Etching STST
Rear Wall —— Titanium Gold Hairline Stainless Steel+Etching STST
Floor —— Mono-stone

AC 23

Ceiling —— Titanium bronze Stainless Steel roof+acrylic+LED
Side Wall —— Bronze Stainless Steel+cellular marble
Rear Wall —— Etching Mirror Stainless Steel+Bronze STST
Handrail —— Red bronze+mirror light
Floor —— Parquet stone

AC 24

Ceiling —— Titanium bronze Stainless Steel roof+acrylic+LED
Side Wall —— Bronze Stainless Steel+cellular marble
Rear Wall —— Etching Mirror Stainless Steel+Bronze STST
Handrail —— Red bronze+mirror light
Floor —— Parquet stone

Note: pictures have been drawn by computer. It might be slightly different from actual colors. Please take real product as criterion.

Cabin Design
Japanese Hotel Elevator Style



AC 25

Ceiling —— Mirror rose gold stainless steel roof + acrylic + LED
Side Wall —— Mirror stainless steel etched + Rose stainless steel
Rear Wall —— Mirror stainless steel etched + Rose stainless steel
Floor —— Marble spelling



AC 26

Ceiling —— Lacquer board + bronze stainless steel bar + hidden lamp
Side Wall —— Fireproof board with wood grain + skin pattern fireproof board + bronze stainless steel bar
Rear Wall —— Wood pattern fireproof plate + mirror stainless steel etching
Handrail —— Square bronze stainless steel and imitation marble
Floor —— Marble spelling



AC 27

Ceiling —— Lacquer board + sub light titanium gold stainless steel + hidden lamp +LED
Side Wall —— Titanium stainless steel etched + wood grain fireproof board
Rear Wall —— Titanium stainless steel etched + wood veneer
Handrail —— Wood + mirror titanium stainless steel
Floor —— Marble spelling



AC 28

Ceiling —— Lacquer wood frame (white, light)+LED
Side Wall —— Short hairline stainless steel + solid wood + stainless steel bar
Rear Wall —— Mirror stainless steel + solid wood + stainless steel bar
Floor —— Mosaic mosaic

Elevator Function

Function name	S/O	Function description
Self-return without calling home landing function	S	Regarding single lift, home landing can be set according to actual building requirements. If no calling or registered command within set time, the can automatically returns to home landing, shuts the door and waits for command. The home landing is usually at 1F lobby or on the floor with heavy traffic flow.
Set hall/car door time	S	The door opening time to respond hallway calling is different from that of responding to car command, so it can be set individually.
Protection of door closing time	S	If door closing time exceeds set time due to mechanical block etc., after three times of door closing, if it still does not detect door closing signal, it automatically return to protection model. When the lift detects that the door had been closed normally, it resets to normal operation.
Door opening/closing button	S	Inching button that controls door opening and closing is set in the lift car operation panel so that the passengers can flexibly manage the door opening/closing time according to actual needs
Emergency fire-fighting operation	S	If fire alarm rings in the building, after the system received fire alarm signal, it cancel all the commands and calling signals, directly drive the lift to the fire-fighting floor, opens the door and evacuates the passengers.
Emergency lighting in the car	S	When lighting source goes wrong, it automatically provides car lighting with re-chargeable emergency power supply.
All selective collective control	S	All the registered car and hall calling commands will be responded according to the sequence of the lift's arriving at the landing. Car travel direction is decided by first-time registered car and hall calling command.
Car digital position indicator	S	It digitally shows the landing where the lift locates in the car operation panel so that the passengers are convenient to know the current travel position of the lift.
Hall & car calling /register	S	Register the hall and car calling command and store it, and then the button lamp is bright.
Display of car travel direction	S	The dynamic or static indicator shows the lift travel direction in the car
Intercom amid monitor room, machine room and the car	S	It can offer intercom amid monitor room, machine room and car (car-top, pit).Among them, monitor room has the master. It can offer one-to-one or one-to-many modes according to the clients' requirements.
Independent running	S	Turn on the special switch in the car operation cabinet, the lift will run independently without group control, and only respond to the car command.
Full-load non stop	S	A full-loaded car bypassed hall calls, directly reach the designated floor, in order to maintain maximum operation.
Overload non-start (warning light and buzzer)	S	A beep, as well as voice guidance, sounds to alert the passengers that the car is overloaded: the doors remain open and the car does not leave that floor until enough passenger exit the car.
Running times display function	S	For the convenience of repair and maintenance, lift control cabinet sets a counter to count total travel times of the lift
Car-top and control cabinet emergency electric travel	S	Control cabinet sets inspection operation switch, inspection button, emergency stop device at the car-top. In inspection the car-top, it gives first priority to inspecting the control cabinet. After inspection operation starts, apart from responding the relevant inspection operation , the car is forbidden to respond other operations and can not move about
Ventilation Manual Control & Automatic Lighting Control	S	The ventilation fan is manually controlled by the switch on the car control panel. Lighting can be automatically controlled according to the lift running condition.
Automatic detection function to any troubles	S	It automatically detects any troubles of the lift system.
Alarm bell	S	Under special conditions the passenger scan press alarm button in the car to inform the outside in time
Light curtain door protection device	S	Door light curtain protection system forms an invisible light curtain protection safety net at the lift door. As soon as the ray gets interfered, the lift door re-opens and will not touch the passenger
Error- Land Cancel	S	If the wrong car button is pressed, it can be canceled by quickly pressing the same button again twice
Parking	S	When the lift is no longer used, starts "stop switch", in the hall, after responding the calling, it automatically returns to the designated floor and parks there
Automatic opening/closing	S	The lift automatically open and then close when it arrives the designated floor
Buffer	S	Installed at the bottom of shaft to guarantee the safety of the passenger / goods
Non-open outside door zone	S	The lift will not open when it is not in the door zone
Pre-torque output	S	It is pre-set according to the car load to allow smooth start
Voltage wavy detection	S	When the voltage wavy is too huge, the system goes into self-protection condition
Contactor detection	S	When the contactor fails, system records the faults and goes into self-protection condition
Relay detection	S	When the relay fails, system records the faults and goes into self-protection condition
Speed detection	S	When the lift speed is abnormal, system goes into protection condition
Self-rescue leveling running	S	When the lift is not under maintenance and not in the leveling position, as long as the safety requirements for start met, it automatically travels to the nearest leveling floor at low speed and opens the door, passengers can leave the lift safely
Reverse canceling	S	When selected floor is reverse to the current traveling direction, the command is canceled automatically.
Open the door outside this hall	S	If the lift is closing or already closed but yet running, it responds to the calling outside this hall and re-opens the door.
Call conglutination judgment	S	If the hall calling button is pressed for more than 20 seconds, it will be considered as conglutination (can not be reset), and not to be registered.
Repetition of hall closing	S	When door closing command is executed, if the door-lock loop is not connected within set time, re-opens the door and then close again.
Non-stop level setting	S	Non-stop at designated level

Function name	S/O	Function description
Home landing setting	S	If no calling or registered command within set time, the car automatically returns to home landing.
Display of any character for the floor	S	To display any character for the floor by pressing the buttons of the LCD monitor in the control cabinet
Evaluation of input disturbance	S	System can evaluate the input signal and show it on the LCD display in the control cabinet, instruct the operator to place the shaft wires and cables correctly and adequately grounded, eliminate possibilities of floor mis-display and non-leveling due to input disturbance because some shaft wires and cables are parallel connected to the main computer control board
Shaft parameter self-tuning	S	In inspection condition, from the lower limit switch to the upper limit switch, measure the door zone for every level and the shaft switch position, store the data for ever.
Reverse travel protection	S	If system detects that the lift is running reversely to the command for 3 seconds, it will immediately stop the lift, trigger defect alarm and forbid any operations before the CUP is reset
Anti-slip protection	S	If the system detects that the steel cable is slipping, it will stop any operation until the CUP is reset
Safety circuit protection	S	If safety circuit disconnects, the lift stops immediately
Limit switch protection	S	Once limit switch is triggered, the lift stops immediately
Upper / lower limit switch protection	S	Once Upper / lower limit switch is are triggered, the power supply for whole system shuts off immediately
Door-lock protection	S	Lift only starts when all door-lock loops are connected. Lift stops immediately once door-lock loop are disconnected or imperfect contact are detected
Running contactor protection	S	System will detect the reliability of the motor circuit , if there is any defect, the lift will be stop
Brake protection	S	Real-time monitor the on /off of the brake by brake beam detection switch. When the brake is not on as request, system will stop the lift
Manual rescue	S	In unbalanced state, release the brake through remote control, buffer stop, automatically alarm when the lift enters the door zone and conduct manual rescue
Forced deceleration and floor display calibration	S	When system detects the terminal switch, the lift will be forced to decelerate and the floor display will be calibrated automatically
Select the floor in the controller	S	Register the command by pressing the buttons of the LCD display in the control cabinet
Machine room door opening/closing	S	Input door opening /closing command by pressing the buttons of the LCD display in the control cabinet
Anti-nuisance function	S	In light–load condition, if too many commands are registered , all the commands will be erased and appropriate quantity of commands will be requested to re-register
Car arrival gong	S	Car arrival gong is set on the top of the car, when the lift arrives at the floor, it clearly rings to prompt the passengers

Function name	S/O	Function description
Parallel operation	S	Dynamic and centralized management of the calling information of two lifts to achieve maximum operation utility.
Motor temperature protection	S	When the main engine's temperature exceeds set value, power supply shuts off mandatory
Fire signal feedback	S	The lift provides fire signal feedback dry contact
Automatic control fan	S	System controls the fan on /off according to the operation conditions
UPS power –failure emergency leveling	O	When external power grid loses power, if the lift is no in the leveling position, "power –failure emergency rescue system " will reply on its own carrying power system to control the lift and travel to light-load direction till leveling position at inspection speed and opens the door. If the lift is in the leveling position, "power –failure emergency rescue system " will control the lift and opens the door
Attendant operation	O	Can select automatic operation or attendant operation mode by the special switch in the control cabinet
CCTV cable	O	The lift pre-set the CCTV cable form car to machine room
Emergency spare power operation	O	When electric supply loses power and the owner uses spare power supply, EOP will automatically convert the lift into spare power supply. The lift slowly travels to the lowest level and restores normal operation. When electric supply operate, EOP the automatically converts the lift into electric supply, the lift slowly travels to the lowest level and restores the normal operation
Firemen operation (in car)	O	After emergency operation, the lift returns to designated level and opens the door and goes into firemen operation condition
Re-leveling when the door is open	O	When the load in the car is changed due to passenger s enter into the car, if lift leveling position exceeds set value, it will re-level to achieve accurate leveling
Remote control	O	Collect the sub-district PC supervisory information through internet to achieve remote control (door opening, overload, fire, fault etc.)
Voice announcement	O	When then car arrives landing level, automatically voice announce to alert the passengers
I C card reader	O	Provides IC card reader, so that the card owner can reach designated floor
BA access (dry contact)	O	The lift collect level position, up /down signal, defect signal , overload, fire signal and feedback to clients
Sub-district PC supervisory	O	Use PC monitor, supervise the lift operation condition , including level position ,running direction, door opening overload, fire, defects etc.
Running –open	O	When the lift enters into door zone, it starts to open the door to shorter the waiting time when the lift stops
Group control operation	O	Dynamic and centralized management of the calling information of three lifts or more (<=8 lifts), assign the command based on pre-set optimal operation modes to achieve maximum operation utility
LCD display	O	LCD display of lift operation condition, calendar, picture etc.
Through-open car	O	Provide through-open car according to construction requirements.

Reference Projects

Location: Japan
Project Name: NAGOYA STATION

Location: Japan
Project Name: NAGOYA Library

Location: Japan
Project Name: NAGOYA Airport
Specs: Elevator Modernization

Location: Pakistan
Project Name: Saddar Hotel4 units high class decoration lifts



Location: Dubai UAE
Project Name: AL MESHWAR RESTAURANT

Location: Philippines
Project Name: 12AYMNEW-0218-PJG-HOSPITAL

Office building in Japan
Specs: 6 units 4m/s Elevators



Commercial building in Brazil
Specs: 12 units 3m/s elevators



Location: Pakistan
Gold Tower

Residence in Brazil
Specs: 12 units Elevators

Residence in Brazil
Specs: 28 units Elevators

Reference Projects

Location: Panama
Project Name: Hilton Hotel

Location: Sudan
Project Name: Government Building

Location: Panama
Project Name: METROMALL

Location: Panama
Project Name: Canal Railway Station

Location: Australia
Project Name: Ramada Hotel



BOSCH Office in Ukraine

Commercial building in India

Four Seasons Hotel in Iran

Location: India
Project Name: Government Building

Location: Ukraine
Project Name: Residence



Residence in India
Specs: 18 units Elevators

iland factories Myanmar
12 units Cargo lifts

サービス

Concentration

With professional service attitude, has always been to customer demand for the service core.
専門的なサービス態度で、常に顧客需要をサービスの中心とする。

Intimate

24 hours online service, always waiting for the safety of the customer.
24時間オンラインサービスは、クライアントの安全を待っています。

Peace of mind

Regularly send technicians to test the elevator, to provide you with the most professional maintenance.
定期的に技術者を派遣してエレベーターを検査して、最も専門的な保養を提供します。

全天候 24hours

専属サービスを作る
Create exclusive services

We have been in your side

私はずっとあなたのそばに

AOYAMA ELEVATOR believe connecting you and me, not only our products, more of our services, our service begins with the customer's lift shaft, until the product's useful life for life, as long as you need, we will at any time.

青山エレベーターと私は信じて接続するだけではなく、当社の製品は、我々のサービスの多くは、我々のサービスは、顧客のリフト軸で始まり、生活用製品の寿命まで、あなたが必要とする限り、我々は少しの時間である。